

## SCHOOL PROFILE

# Thoreau Elementary



**Address:** 3870 Nakoma Rd | **Phone:** 608-204-6940 | **E-mail:** thoreau@madison.k12.wi.us

Thoreau is a school with a diverse student population of 450 students with 22 home languages spoken by our families. We take a multilingual approach to learn world languages by using each of the languages to create project based learning. This multilingual approach is a great way to learn about each other's culture, language and this learning helps us understand about our wonderful differences. We continue to work hard making Thoreau School a school where everyone feels like they belong! Students at Thoreau spend 120 minutes each day in a literacy block using the workshop model as their template. Infused into this literacy learning is the study of academic language in order for students to learn what words mean to make sense of their reading. Grade level teachers, special education teachers and ESL teachers combine to form our grade level teams which will drive our study of math and literacy. We will spend professional learning time working with each other to learn these practices.



School Principal: Kathy Costello

## Equity Vision

At Thoreau School, we want all students to feel that they belong and see themselves as scholars. Everything we do at Thoreau has this equity vision at the forefront.

## Strengths

The strengths at Thoreau include the diversity of our families and our work to ensure that all feel a sense of belonging at Thoreau. For the past two years, Thoreau has the highest percentage of African American students who feel they belong at Thoreau. During REACH, each week students will create multilingual projects and learn about the similarities and differences we all have and celebrate these areas. The initiative is to draw upon the cultural and linguistic resources of students to publish original work, to build a strong school community, and to create a space where all students and families feel a sense of belonging. Scholar Circles were created this year and consist of groups of 10 students that has as their facilitator a member of the staff. Each and every staff person facilitates a Scholar Circle and that group stays with that facilitator their entire career at Thoreau. Scholar Circles meet once a month on a Monday. We want all students to have an adult that they know cares about them and will help them if needed.

## Progress

Instituting the district's newly adopted math curriculum, Bridges, went well this year as evidenced by the end of year data. All classrooms continued to use a writer's workshop where they integrate reading and

writing. We have seen growth in writing at every grade level. Teachers worked together creating common bodies of evidence to demonstrate learning with writing.

### **Area for Growth**

We will work on developing systems to support all scholars using a multi-tiered system of support (MTSS). Identifying students in need of support and developing systems to provide these students with scaffolds and supports that bolster their success will be critical to our MTSS work. We will also be having walk throughs to obtain evidence on our practices and make any revisions necessary. Teachers will work collegially as grade level teams to improve student learning.

### **Vision Connection**

Thoreau School supports MMSD's vision that all students acquire the skills and abilities needed to be successful, including a mastery of content areas, growth mindset, self-knowledge, creativity, wellness, interpersonal skills, confidence, cultural competence, and community connection. Through these skills and abilities, our students will graduate college, career, and community ready.

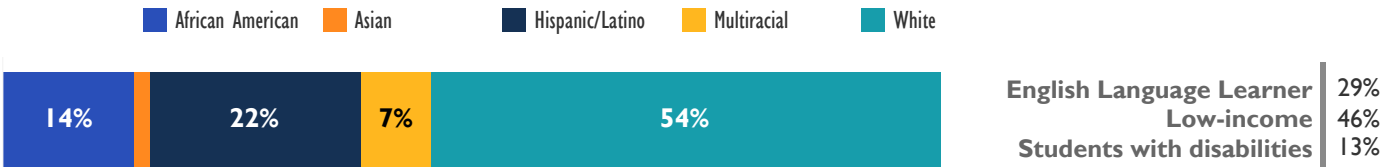
# Thoreau Elementary

2016-2017 Data Profile

**Address** 3870 Nakoma Rd  
**Principal** Kathy Costello  
**Phone** (608)204-6940  
**4K** Yes  
**Title I** No

**Developmental Bilingual Education**  
**Dual Language Immersion**  
**SAGE**  
**Attendance rate**  
**Total enrollment**

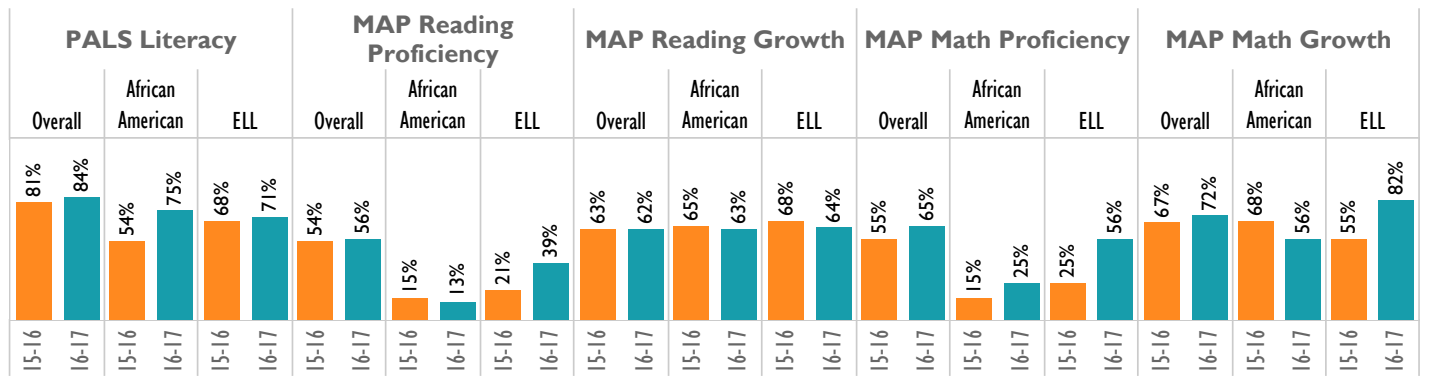
## Demographics



**English Language Learner** 29%  
**Low-income** 46%  
**Students with disabilities** 13%

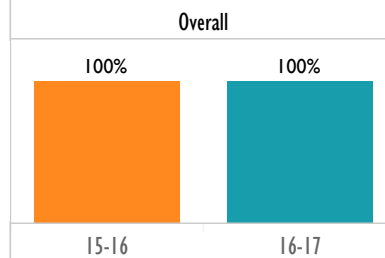
## Strategic Framework Goal #1 Milestones: On-Track to Graduate

Each bar shows the percent of students meeting the relevant metric overall and for the focus group the school selected on their School Improvement Plan (SIP) when applicable.



## Strategic Framework Goal #2 Milestones: Challenging and Well-Rounded Education

### Arts Education Participation



Participation rates are based on transcribed courses.

When no goal for the measure has been set "No Goal" will be displayed in the bar.

## Strategic Framework Goal #3 Milestones: Positive Climate

Each bar shows the percent of responses within each dimension that were positive overall. When no goal for the measure has been set "No Goal" will be displayed in the bar.

